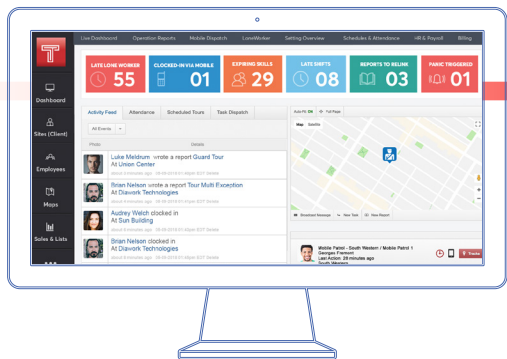




Manage your security, follow
the progress of your security
officers, and provide accurate
and timely incident reporting

SECURITY OPERATIONS

TRACK **TIK**



Guard Tour Module

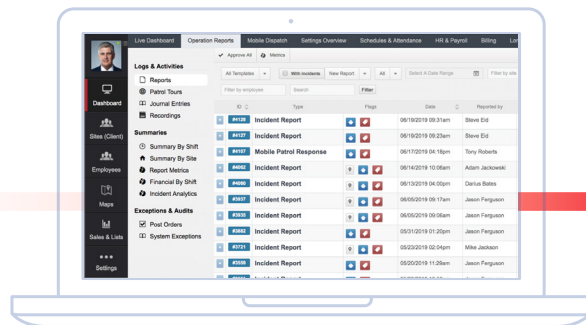
Set up a guard tour and track your guards' progress in real time.

With the Guard Tour module, you can establish checkpoints that prompt your officers to perform actions such as reporting, time stamping or recording, so your officers always know what to do. From the live dashboard you can track your tour completion, making sure you're satisfying the needs of your stakeholders.

Incident Reporting Module

Make incident reporting easy and get insight into your security operations.

Use customizable incident report templates to make reporting quick and easy for your guards. Incident reports are sent in real time and tracked historically so you can use the data to make effective changes to your operations and your tour while providing insight to your customers.



Guard Tour Module



Get the right guard to the right place, at the right time

Use the Guard Tour Module to establish a guard tour - make sure checkpoints are covered easily, properly and on schedule.

- Tour & checkpoint scheduling options
- SMS and email notifications with ad hoc tasks
- Checkpoint actions
- Multiple checkpoint types (NFC tokens, Barcodes, QR Codes, Aztec, GPS)



Follow the progress of your security officers

Keep track of your guard tour completion to make sure you're meeting your client's needs.

- Live dashboard with dynamic map
- GPS tracking
- GPS & geocoded checkpoints



Establish allowable and restricted zones with geofencing

Make sure your officers haven't left their post or entered prohibited zones.

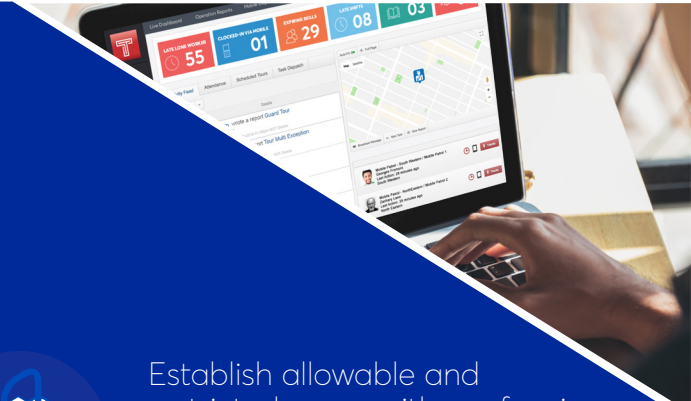
- Create allowed and restricted areas to respect your clients' needs
- SMS and email notifications when entering and exiting geofenced zones
- Geofencing permits more accurate and timely incident response



Communicate with your front-line staff

Bridge the gap between your officers and your back-end with communication tools.

- Post order acknowledgement
- Lone worker safety
- Message board



Incident Reporting Module



Use analytics and operational reports to improve your operations

Access Incident Report data and analytics to improve the distribution of your resources.

- Analytics organized by incidents, customer, security officer, date, time of day
- Mobile dispatch analytics
- Summaries by shift and by site



Capture and send accurate and timely information in your incident reports

Simplify your officers incident reporting and get information to the right people with ready-to-go templates on the mobile app.

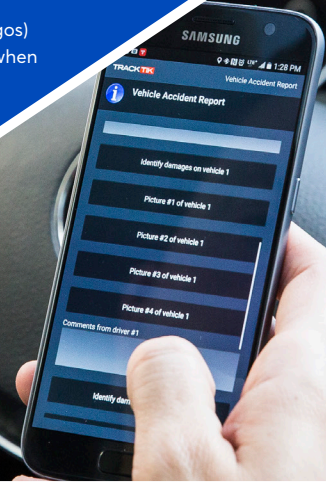
- Customizable report templates and incident categories
- Incident severity levels and incident type sub-forms
- Add multimedia to reports for richer and better reports



Demonstrate your added value

Automatically generate reports to support your security operations and show its added value to your customers.

- Customizable reporting exports
- Branding options (company and customer logos)
- GPS location capture and multimedia items when completing reports



Leading Security Workforce Management Software

TrackTik's market-leading security workforce management software channels the power of data, analytics and automation to help improve security operations. By delivering precision and value, this innovative software optimizes security operations in one platform.

Security Operations



Incident Reporting



Live Dashboard



Guard Tour



Client Portal



Dynamic Tracking



Trends & Analytics



Guard Tools

Insights & Analytics



Insights



Reporting



Dashboards

Mobile Services



Runsheets



Route Optimization



Patrol



Dispatch

Administrative Functions



Scheduling & Attendance



Contracting & Invoicing



Payroll & Accounting



Business Intelligence

360 Solution



Partnerships

The right side of the slide features a dark blue background with two overlapping red geometric shapes. The first is a square frame, and the second is a larger rectangle that overlaps the first one, creating a layered effect.

TRACKTIK

www.tracktik.com